

Scaled data based on original data using
LM-79-08 Approved Method: Electrical and Photometric Measurements of Solid-
State Lighting Products

Test Report Prepared for
Cooper Lighting Solutions
(formerly Eaton)

Brand: McGRAW-EDISON

Report Number: P227144

Luminaire Tested: **ISW-AF-800-LED-E1-SLL-7030-ULG**

Issue Date: 3/3/2020

Test Information

Test Method: LM-79-08
Report Number: P227144
TEST IS SCALED FROM IESNA LM-79-08 TEST DATA (P35948)-DOWNLIGHT AND
Test Lab: INNOVATION CENTER-P3
Issue Date: 3/3/2020
Manufacturer: COOPER LIGHTING SOLUTIONS (FORMERLY EATON)
Product Line: MCGRAW-EDISON
Catalog Number: ISW-AF-800-LED-E1-SLL-7030-ULG
Description: IMPACT ELITE LED WEDGE LUMINAIRE WITH UPLIGHT
LIGHT SQUARE WITH ACCULED OPTICS-90° SPILL LIGHT ELIMINATOR LEFT, WITH
UPLIGHT GLOW
Light Source: (16) 3000K CCT, 70 CRI LEDs and (1) UPLIGHT LED
Ballast/Driver: ELECTRONIC DRIVER

Summary

Lumens per Lamp: N/A
Luminaire Lumens: 5646.7 lumens
Efficiency: N/A
Efficacy: 93.8 lumens/watt
Luminous Opening: Rectangular w/ Sides (W: 0.5' x L: 0.5' x H: 0.54')
IES Classification: Type IV - Short - Non-Cutoff
BUG Rating: B1 - U5 - G2

Input Watts (W): 60.2
Input Voltage (V): 120
Input Current (Ain): NR
Voltage Rise (V): NR
Power Factor: NR
Total Harmonic Distortion (THDi): NR
Frequency (hertz): 60
Stabilization Time: NR
Operation Time: NR
Ambient Temperature (°C): NR
Test Distance: 25 FT

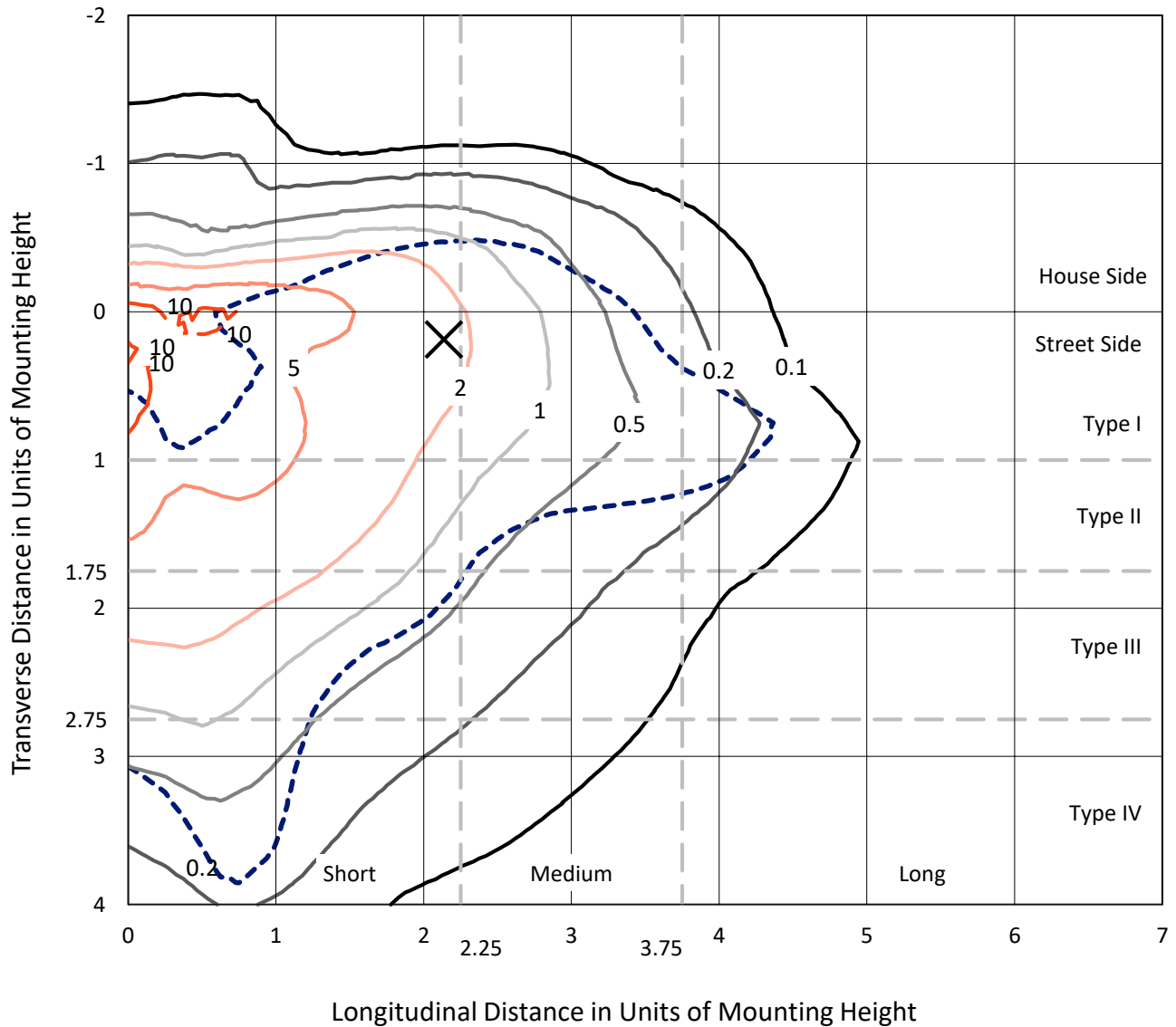


REPORT NUMBER: P227144

CATALOG NUMBER: ISW-AF-800-LED-E1-SLL-7030-ULG

Iso-Footcandle Lines of Horizontal Illumination

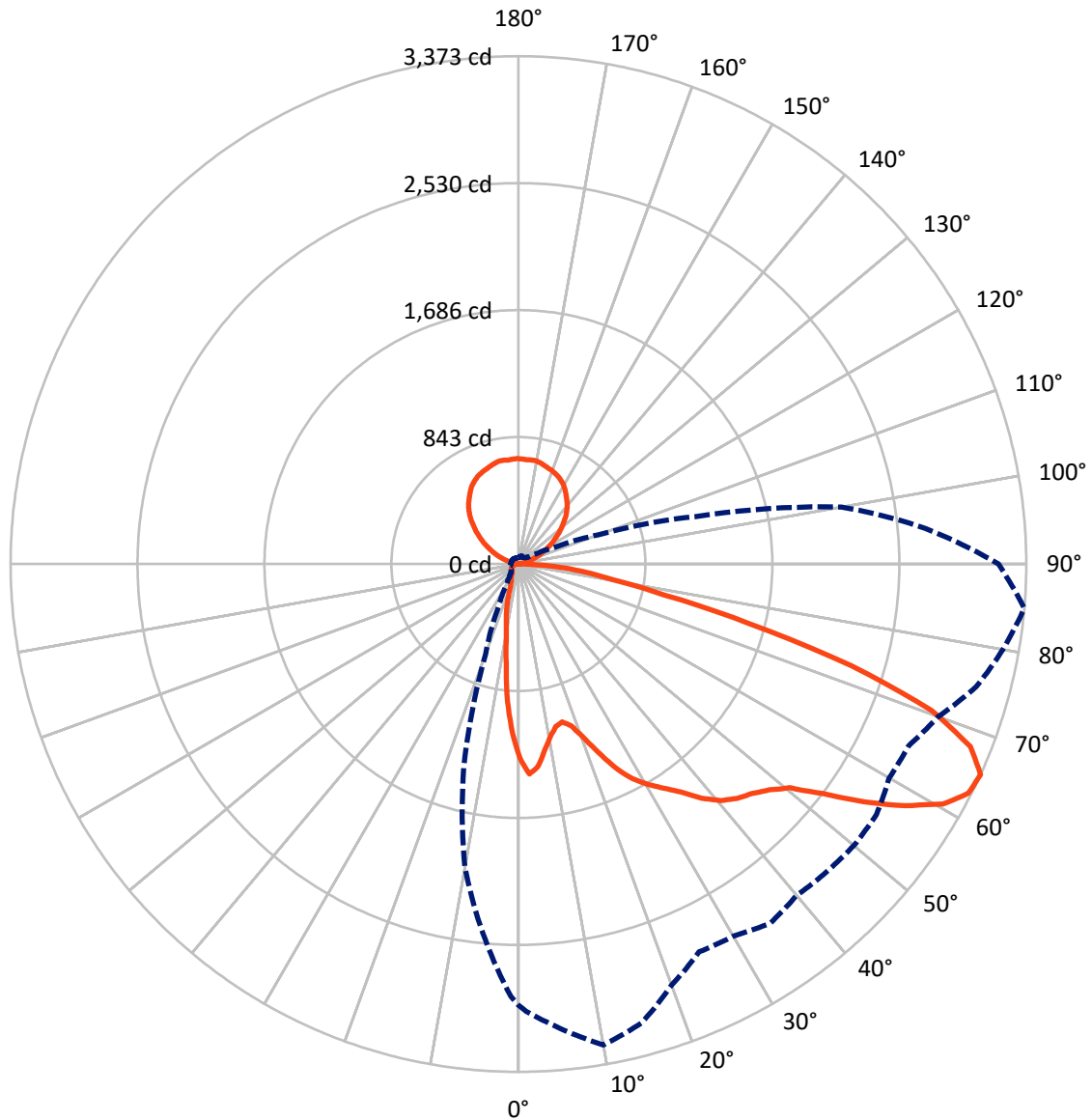
✕ Max cd
 - - - 1/2 Max cd



Based on 10 foot mounting height. Maximum calculated value = 14.1 fc
 Type IV - Short - Non-Cutoff

REPORT NUMBER: P227144
CATALOG NUMBER: ISW-AF-800-LED-E1-SLL-7030-ULG

Luminous Intensity Polar Plot



— Vertical Plane Through 85-Deg Lateral - - - Horizontal Cone Through 65-Deg Vertical

REPORT NUMBER: P227144

CATALOG NUMBER: ISW-AF-800-LED-E1-SLL-7030-ULG

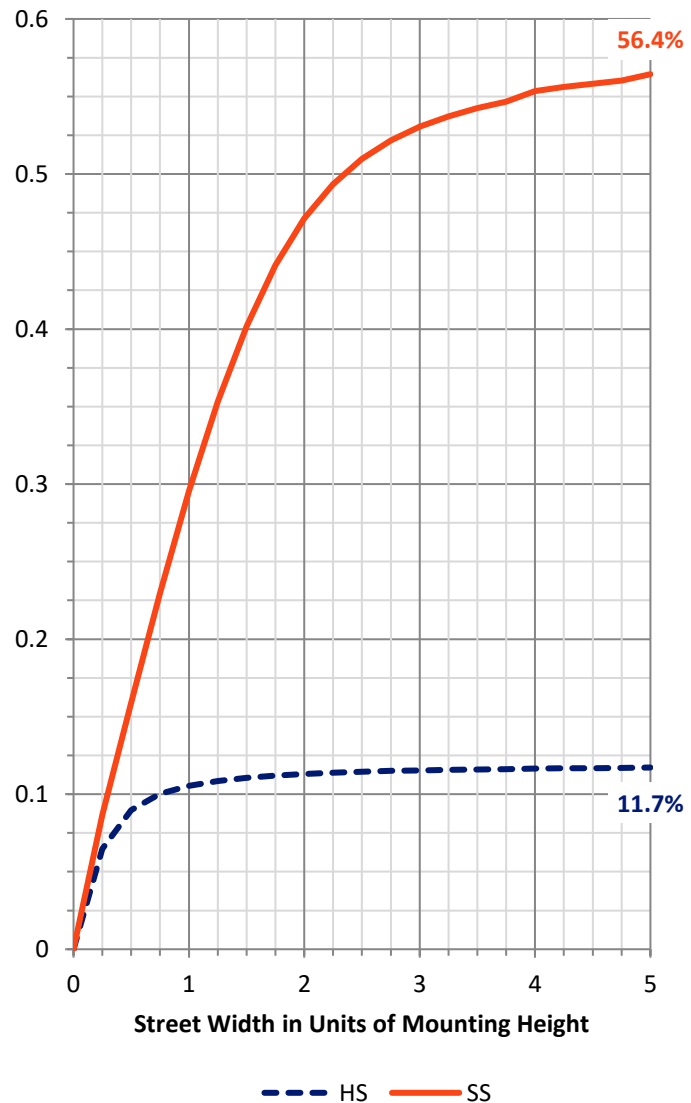
FLUX DISTRIBUTION:

		Downward	Upward	Total
House Side	Lumens	671.3	867.6	1538.9
	% Fixture	11.9	15.4	27.3
Street Side	Lumens	3240.1	867.7	4107.8
	% Fixture	57.4	15.4	72.7
Total	Lumens	3911.4	1735.3	5646.7
	% Fixture	69.3	30.7	100.0

Coefficient of Utilization

ZONAL LUMENS:

Zone	Lumens	% Fixture
0°-10°	95.7	1.7
10°-20°	184.2	3.3
20°-30°	262.6	4.7
30°-40°	381.0	6.7
40°-50°	545.0	9.7
50°-60°	836.8	14.8
60°-70°	968.5	17.2
70°-80°	494.1	8.8
80°-90°	143.6	2.5
90°-100°	9.4	0.2
100°-110°	57.4	1.0
110°-120°	166.1	2.9
120°-130°	273.2	4.8
130°-140°	336.8	6.0
140°-150°	344.6	6.1
150°-160°	290.3	5.1
160°-170°	191.2	3.4
170°-180°	66.3	1.2
0°-90°	3911.4	69.3
0°-180°	5646.7	100.0



REPORT NUMBER: P227144

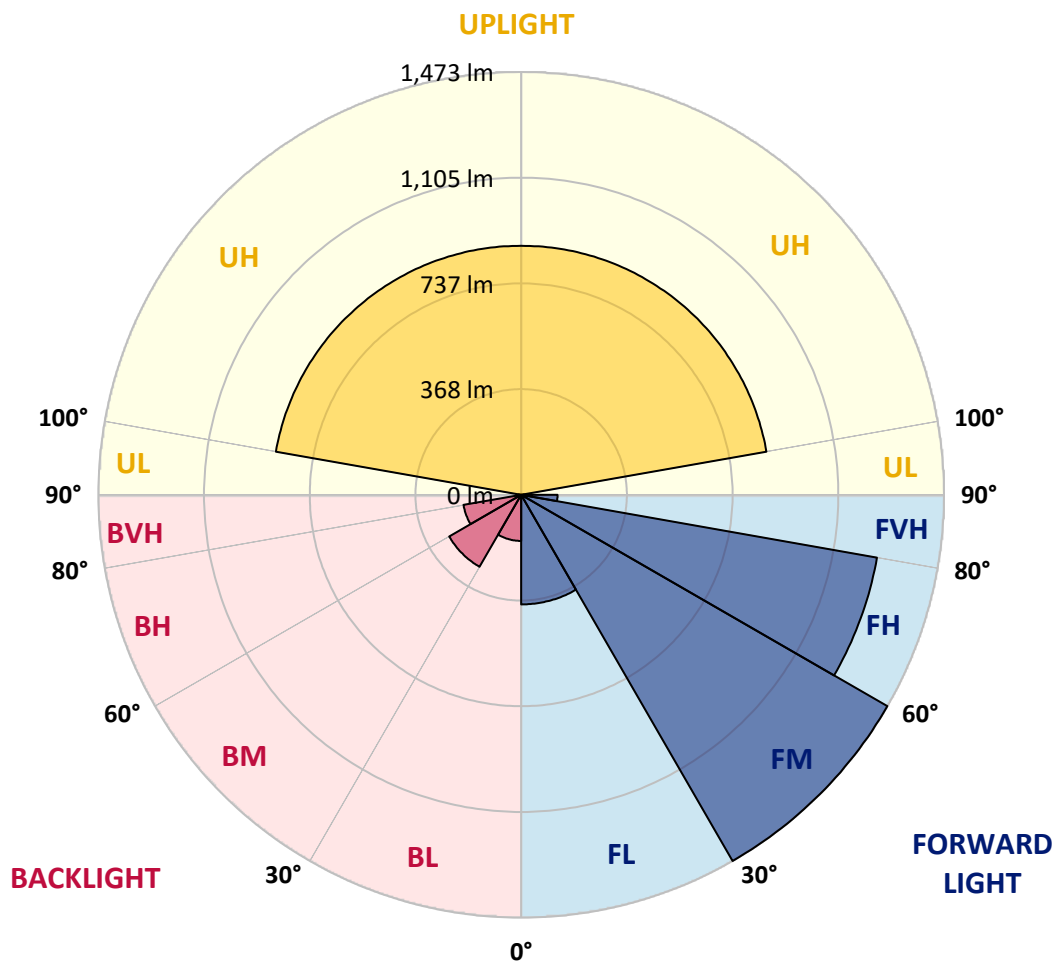
CATALOG NUMBER: ISW-AF-800-LED-E1-SLL-7030-ULG

LUMINAIRE CLASSIFICATION SYSTEM LUMEN TABLE AND BUG RATING:

Zone		Lumens	% Fixture	Zone Rating/Lumen Limit		
				B	U	G
FL	(0°-30°)	381.9	6.8			
FM	(30°-60°)	1473.1	26.1			
FH	(60°-80°)	1258.6	22.3			G1/1800
FVH	(80°-90°)	126.5	2.2			G2/225
BL	(0°-30°)	160.6	2.8	B1/500		
BM	(30°-60°)	289.6	5.1	B1/1000		
BH	(60°-80°)	204.0	3.6	B1/500		G1/500
BVH	(80°-90°)	17.1	0.3			G1/100
UL	(90°-100°)	9.4	0.2		U1/10	
UH	(100°-180°)	867.6	15.4		U4/1000	

BUG Rating: B1-U5-G2

Type IV Short





REPORT NUMBER: P227144

CATALOG NUMBER: ISW-AF-800-LED-E1-SLL-7030-ULG

CANDELA DISTRIBUTION (FULL):

	0°	1°	5°	10°	15°	20°	25°	30°	35°	40°	45°
0°	1291.9	1291.9	1291.9	1291.9	1291.9	1291.9	1291.9	1291.9	1291.9	1291.9	1291.9
2.5°	1337.3	1338.6	1357.0	1374.8	1397.2	1393.9	1412.3	1426.1	1438.6	1440.6	1449.8
5°	1255.7	1268.9	1310.3	1345.9	1390.6	1425.5	1463.0	1492.6	1514.3	1534.7	1537.4
7.5°	1141.2	1151.0	1199.1	1255.0	1319.5	1365.6	1422.2	1471.6	1506.4	1539.3	1546.6
10°	1043.1	1052.3	1105.6	1178.0	1234.6	1294.5	1353.1	1393.2	1438.6	1466.9	1480.8
12.5°	995.7	1006.9	1057.6	1123.4	1181.3	1239.2	1283.3	1318.2	1343.9	1349.1	1353.1
15°	1014.2	1020.1	1076.0	1134.6	1180.7	1209.6	1221.5	1242.5	1240.6	1251.1	1253.1
17.5°	1088.5	1085.9	1145.1	1185.9	1208.3	1205.0	1186.6	1175.4	1155.7	1149.7	1166.8
20°	1216.2	1225.4	1263.6	1288.6	1265.6	1212.3	1161.6	1126.7	1099.1	1089.8	1087.9
22.5°	1365.6	1377.4	1418.9	1405.7	1347.2	1249.8	1157.6	1101.7	1067.5	1057.6	1053.6
25°	1522.2	1530.1	1551.2	1506.4	1424.2	1297.8	1185.3	1107.0	1061.5	1047.1	1045.1
27.5°	1648.6	1656.5	1646.6	1595.3	1476.2	1351.8	1223.4	1130.6	1071.4	1056.9	1050.4
30°	1751.9	1755.9	1723.0	1659.1	1540.7	1411.7	1273.5	1172.1	1103.0	1070.1	1065.5
32.5°	1867.7	1865.1	1801.3	1713.1	1595.3	1465.6	1330.7	1218.8	1133.3	1093.1	1085.9
35°	1994.8	1971.7	1859.2	1766.4	1632.8	1507.1	1382.7	1268.2	1182.0	1128.7	1119.5
37.5°	2108.0	2084.3	1933.6	1808.5	1670.3	1539.3	1423.5	1332.0	1256.3	1207.6	1203.7
40°	2196.1	2167.2	1990.2	1836.8	1688.7	1563.0	1471.6	1412.3	1362.3	1322.8	1322.8
42.5°	2267.2	2235.6	2045.4	1869.7	1705.2	1599.2	1551.8	1531.4	1520.9	1499.2	1507.1
45°	2335.7	2303.4	2090.8	1890.8	1742.0	1669.6	1676.2	1694.0	1725.6	1713.1	1724.3
47.5°	2400.8	2369.2	2142.2	1924.3	1813.1	1796.0	1830.2	1901.3	1963.2	2011.9	2046.1
50°	2510.1	2472.6	2234.3	2023.1	1925.0	1933.6	2032.3	2171.8	2272.5	2317.2	2314.6
52.5°	2717.4	2664.1	2432.4	2207.3	2084.9	2132.3	2248.8	2424.5	2556.1	2591.0	2604.8
55°	2970.7	2928.6	2718.7	2451.5	2362.6	2379.1	2523.9	2722.6	2824.0	2860.2	2872.0
57.5°	3119.5	3108.3	2976.7	2712.8	2626.6	2620.0	2808.9	2971.4	3058.9	3093.2	3082.6
59°	3154.4	3157.7	3082.6	2897.7	2779.2	2764.8	2956.9	3107.6	3180.7	3191.2	3186.0
60°	3151.1	3169.5	3160.3	2999.0	2876.0	2857.6	3019.4	3162.9	3224.1	3240.6	3222.1
62.5°	3083.3	3114.9	3202.4	3185.3	3095.1	3001.0	3077.4	3181.3	3220.8	3205.0	3191.2
65°	2929.3	2970.7	3092.5	3243.9	3157.0	2975.4	2841.8	2853.6	2913.5	2874.0	2893.1
67.5°	2663.4	2710.8	2775.3	3118.8	2992.5	2687.8	2458.1	2345.5	2317.2	2355.4	2416.0
70°	2166.5	2197.5	2360.7	2846.4	2627.9	2209.3	1921.0	1771.0	1721.0	1809.2	1871.0
72.5°	1528.2	1574.2	1789.4	2355.4	2161.9	1769.7	1453.8	1315.6	1265.6	1269.5	1323.5
75°	929.9	992.4	1250.4	1862.5	1703.9	1355.7	1107.6	1008.2	993.1	984.5	975.3
77.5°	613.4	637.1	822.0	1285.3	1149.1	964.1	831.2	872.0	917.4	927.3	939.1
80°	415.9	423.2	533.1	901.6	756.8	712.1	671.9	768.0	854.2	870.0	861.5
82.5°	256.0	277.7	371.8	608.1	603.5	582.4	531.1	606.1	663.4	673.3	691.0
85°	88.8	92.8	228.4	537.0	613.4	619.9	437.6	345.5	388.3	381.1	273.8
87.5°	38.2	42.8	71.1	359.3	415.3	343.5	200.1	177.7	136.9	77.0	74.4
90°	7.6	7.6	7.0	9.3	16.9	14.1	13.9	10.0	8.0	7.5	7.0
92.5°	4.0	4.0	4.0	4.5	5.0	5.5	6.0	6.0	6.0	6.0	6.0
95°	5.0	5.0	5.0	5.5	6.0	6.5	7.0	7.0	7.0	7.0	7.0
97.5°	7.0	7.0	7.0	7.5	8.0	8.0	8.0	8.5	9.0	9.0	9.0
100°	8.0	8.0	8.0	8.5	9.0	9.5	10.0	11.0	12.0	16.5	21.0
102.5°	11.0	11.0	11.0	12.0	13.0	15.5	18.0	22.5	27.0	33.5	40.0
105°	21.0	21.2	22.0	24.5	27.0	31.5	36.0	42.0	48.0	55.5	63.0
107.5°	41.0	41.2	42.0	45.5	49.0	53.5	58.0	65.5	73.0	80.5	88.0



REPORT NUMBER: P227144

CATALOG NUMBER: ISW-AF-800-LED-E1-SLL-7030-ULG

CANDELA DISTRIBUTION (continued):

	0°	1°	5°	10°	15°	20°	25°	30°	35°	40°	45°
110°	66.0	66.4	68.0	71.0	74.0	80.5	87.0	94.5	102.0	108.0	114.0
112.5°	99.0	99.0	99.0	102.5	106.0	113.5	121.0	127.5	134.0	138.5	143.0
115°	140.0	139.8	139.0	143.0	147.0	153.0	159.0	163.5	168.0	171.0	174.0
117.5°	184.0	184.0	184.0	186.5	189.0	193.0	197.0	199.5	202.0	203.5	205.0
120°	225.0	224.6	223.0	224.5	226.0	229.5	233.0	235.0	237.0	240.0	243.0
122.5°	263.0	262.4	260.0	260.5	261.0	264.0	267.0	269.0	271.0	274.0	277.0
125°	298.0	297.2	294.0	295.0	296.0	297.5	299.0	302.0	305.0	307.5	310.0
127.5°	330.0	329.8	329.0	329.0	329.0	331.0	333.0	336.0	339.0	339.5	340.0
130°	363.0	362.6	361.0	361.5	362.0	364.0	366.0	368.0	370.0	371.0	372.0
132.5°	396.0	395.6	394.0	393.5	393.0	397.0	401.0	402.5	404.0	404.5	405.0
135°	429.0	428.4	426.0	426.0	426.0	429.0	432.0	433.5	435.0	436.0	437.0
137.5°	460.0	459.4	457.0	458.0	459.0	459.5	460.0	462.0	464.0	466.0	468.0
140°	488.0	487.4	485.0	486.0	487.0	488.0	489.0	490.0	491.0	494.0	497.0
142.5°	518.0	517.4	515.0	516.0	517.0	517.5	518.0	519.5	521.0	523.0	525.0
145°	550.0	549.2	546.0	545.0	544.0	545.5	547.0	548.5	550.0	550.5	551.0
147.5°	575.0	574.4	572.0	571.5	571.0	572.5	574.0	574.0	574.0	574.5	575.0
150°	595.0	594.4	592.0	592.5	593.0	593.0	593.0	593.0	593.0	593.0	593.0
152.5°	611.0	610.4	608.0	608.0	608.0	608.5	609.0	609.5	610.0	610.0	610.0
155°	629.0	628.2	625.0	625.0	625.0	626.0	627.0	628.5	630.0	629.0	628.0
157.5°	646.0	645.4	643.0	643.0	643.0	643.5	644.0	645.0	646.0	645.5	645.0
160°	663.0	662.4	660.0	659.5	659.0	657.5	656.0	655.5	655.0	655.0	655.0
162.5°	673.0	672.2	669.0	669.0	669.0	667.0	665.0	663.0	661.0	662.0	663.0
165°	681.0	680.4	678.0	677.0	676.0	676.0	676.0	674.5	673.0	673.0	673.0
167.5°	690.0	689.4	687.0	685.5	684.0	685.0	686.0	687.0	688.0	686.5	685.0
170°	698.0	697.4	695.0	693.5	692.0	692.0	692.0	692.5	693.0	692.0	691.0
172.5°	699.0	698.6	697.0	696.0	695.0	694.0	693.0	691.5	690.0	690.0	690.0
175°	700.0	699.6	698.0	697.5	697.0	696.0	695.0	693.0	691.0	690.5	690.0
177.5°	707.0	706.6	705.0	702.5	700.0	699.5	699.0	698.0	697.0	696.0	695.0
180°	700.0	700.0	700.0	700.0	700.0	700.0	700.0	700.0	700.0	700.0	700.0



REPORT NUMBER: P227144

CATALOG NUMBER: ISW-AF-800-LED-E1-SLL-7030-ULG

CANDELA DISTRIBUTION (continued):

	50°	55°	60°	65°	70°	75°	80°	85°	90°	95°	100°
0°	1291.9	1291.9	1291.9	1291.9	1291.9	1291.9	1291.9	1291.9	1291.9	1291.9	1291.9
2.5°	1447.9	1439.3	1444.6	1437.3	1425.5	1417.6	1408.4	1396.5	1382.7	1364.3	1345.9
5°	1531.4	1524.9	1508.4	1484.7	1451.8	1424.2	1391.3	1352.4	1320.2	1278.7	1239.9
7.5°	1538.7	1528.2	1497.9	1453.8	1403.1	1351.8	1312.9	1249.8	1209.0	1143.2	1099.1
10°	1472.9	1473.5	1443.3	1401.8	1349.1	1288.6	1232.7	1163.6	1103.7	1036.5	962.8
12.5°	1376.1	1385.3	1386.7	1349.8	1298.5	1234.6	1172.1	1106.3	1031.9	960.2	892.4
15°	1266.2	1292.5	1294.5	1285.3	1258.3	1204.4	1147.1	1087.9	1012.2	933.9	857.5
17.5°	1168.2	1193.2	1216.2	1237.3	1238.6	1212.9	1178.0	1127.4	1051.7	959.5	870.0
20°	1093.8	1120.8	1160.3	1199.1	1241.9	1255.0	1257.7	1225.4	1144.5	1031.9	910.8
22.5°	1062.9	1094.5	1134.6	1207.6	1283.3	1330.1	1356.4	1356.4	1271.5	1139.9	978.0
25°	1056.3	1081.9	1143.2	1234.0	1335.3	1416.9	1466.9	1500.5	1439.3	1278.7	1060.9
27.5°	1060.9	1095.8	1171.5	1264.2	1370.2	1474.8	1557.1	1615.7	1558.4	1373.5	1137.9
30°	1079.3	1131.3	1209.6	1305.7	1415.0	1525.5	1624.9	1699.3	1657.1	1459.7	1210.9
32.5°	1111.6	1174.7	1263.6	1350.5	1459.0	1578.8	1676.9	1774.9	1744.0	1519.6	1249.8
35°	1159.6	1234.0	1314.9	1402.5	1506.4	1626.2	1730.9	1859.2	1848.0	1594.6	1288.6
37.5°	1237.3	1313.6	1388.0	1463.0	1561.7	1678.2	1808.5	1972.4	1963.2	1705.8	1351.1
40°	1374.2	1418.9	1474.2	1522.2	1615.0	1726.2	1865.8	2065.8	2098.7	1801.3	1406.4
42.5°	1543.9	1570.3	1586.1	1599.2	1646.6	1751.3	1907.2	2128.4	2182.3	1872.3	1449.2
45°	1760.5	1752.6	1721.0	1690.7	1685.4	1765.7	1926.3	2174.4	2248.1	1941.4	1492.6
47.5°	2016.5	1999.4	1913.2	1813.8	1758.5	1792.1	1959.9	2242.2	2329.1	2032.3	1546.6
50°	2312.0	2271.8	2131.0	1963.2	1861.2	1866.4	2044.8	2336.3	2435.7	2150.7	1647.3
52.5°	2585.7	2514.0	2346.2	2124.4	1978.3	1996.1	2197.5	2531.1	2654.2	2346.9	1816.4
55°	2827.3	2735.1	2554.2	2311.3	2179.0	2210.0	2441.6	2789.1	2905.6	2580.5	1987.5
57.5°	3032.6	2934.6	2756.2	2542.3	2377.8	2403.4	2659.5	3028.7	3107.0	2790.4	2151.4
59°	3126.1	3029.3	2864.8	2667.4	2513.4	2567.3	2813.5	3147.8	3181.3	2871.4	2213.9
60°	3171.5	3074.7	2929.9	2737.1	2596.3	2667.4	2895.1	3237.9	3209.0	2883.2	2237.6
62.5°	3168.2	3100.4	3005.0	2873.3	2847.7	2966.1	3160.3	3353.8	3228.1	2849.0	2252.7
65°	2908.2	2902.3	2843.1	2858.2	2965.5	3148.4	3267.6	3372.9	3188.6	2712.8	2179.7
67.5°	2425.8	2450.2	2458.1	2550.9	2801.6	3112.2	3216.9	3237.3	3016.8	2421.2	1952.6
70°	1873.0	1819.0	1907.9	2071.8	2433.1	2833.2	2981.9	2910.9	2665.4	2027.7	1594.6
72.5°	1326.1	1341.9	1469.6	1682.2	2050.0	2464.7	2697.6	2310.0	2005.3	1517.6	1130.6
75°	997.7	1072.1	1133.9	1320.2	1665.0	2111.2	2303.4	1588.0	1306.4	1046.4	739.7
77.5°	956.2	950.3	902.9	942.4	1200.4	1478.8	1643.3	991.1	818.0	684.4	446.9
80°	883.9	833.2	747.0	708.8	756.2	949.7	1043.1	637.1	544.3	478.5	252.1
82.5°	685.8	651.5	560.7	558.1	630.5	674.6	717.3	451.5	409.3	387.6	154.7
85°	435.0	446.9	458.1	558.7	699.6	707.5	558.1	275.1	215.9	304.1	98.7
87.5°	129.0	209.9	254.7	432.4	630.5	632.5	419.9	90.2	80.9	94.8	57.3
90°	7.0	7.0	8.0	9.0	9.0	9.0	8.7	7.0	7.0	7.0	8.0
92.5°	6.5	7.0	7.0	7.0	6.5	6.0	6.0	6.0	6.0	6.0	6.0
95°	7.0	7.0	7.5	8.0	7.5	7.0	7.0	7.0	7.0	7.0	7.0
97.5°	10.5	12.0	11.0	10.0	9.5	9.0	8.5	8.0	8.0	8.0	8.5
100°	25.0	29.0	27.5	26.0	24.5	23.0	21.0	19.0	19.0	19.0	21.0
102.5°	45.0	50.0	48.5	47.0	44.5	42.0	40.5	39.0	38.0	39.0	40.5
105°	67.5	72.0	71.0	70.0	67.5	65.0	63.0	61.0	61.0	61.0	63.0
107.5°	91.5	95.0	94.5	94.0	92.0	90.0	88.5	87.0	86.0	87.0	88.5



REPORT NUMBER: P227144

CATALOG NUMBER: ISW-AF-800-LED-E1-SLL-7030-ULG

CANDELA DISTRIBUTION (continued):

	50°	55°	60°	65°	70°	75°	80°	85°	90°	95°	100°
110°	117.0	120.0	120.5	121.0	120.0	119.0	117.5	116.0	117.0	116.0	117.5
112.5°	145.5	148.0	149.0	150.0	149.5	149.0	148.0	147.0	147.0	147.0	148.0
115°	176.5	179.0	180.5	182.0	180.5	179.0	178.0	177.0	178.0	177.0	178.0
117.5°	208.0	211.0	213.0	215.0	212.5	210.0	209.0	208.0	209.0	208.0	209.0
120°	244.5	246.0	248.0	250.0	247.5	245.0	244.0	243.0	243.0	243.0	244.0
122.5°	278.0	279.0	281.0	283.0	280.5	278.0	277.0	276.0	277.0	276.0	277.0
125°	311.5	313.0	314.0	315.0	312.5	310.0	310.0	310.0	310.0	310.0	310.0
127.5°	342.5	345.0	345.5	346.0	346.0	346.0	345.5	345.0	347.0	345.0	345.5
130°	374.5	377.0	379.0	381.0	381.0	381.0	380.0	379.0	380.0	379.0	380.0
132.5°	408.0	411.0	413.5	416.0	415.0	414.0	414.0	414.0	415.0	414.0	414.0
135°	440.0	443.0	445.5	448.0	447.5	447.0	448.5	450.0	451.0	450.0	448.5
137.5°	470.5	473.0	474.0	475.0	475.5	476.0	478.5	481.0	482.0	481.0	478.5
140°	498.5	500.0	501.0	502.0	503.0	504.0	506.5	509.0	511.0	509.0	506.5
142.5°	526.0	527.0	530.0	533.0	533.0	533.0	533.5	534.0	536.0	534.0	533.5
145°	553.5	556.0	559.0	562.0	561.5	561.0	559.5	558.0	560.0	558.0	559.5
147.5°	577.5	580.0	582.5	585.0	585.5	586.0	584.5	583.0	585.0	583.0	584.5
150°	595.0	597.0	598.5	600.0	601.5	603.0	604.5	606.0	610.0	606.0	604.5
152.5°	610.5	611.0	612.5	614.0	616.0	618.0	620.5	623.0	628.0	623.0	620.5
155°	627.0	626.0	628.5	631.0	633.5	636.0	637.0	638.0	641.0	638.0	637.0
157.5°	644.5	644.0	646.0	648.0	649.0	650.0	650.0	650.0	655.0	650.0	650.0
160°	656.5	658.0	661.0	664.0	662.5	661.0	660.5	660.0	666.0	660.0	660.5
162.5°	665.0	667.0	669.0	671.0	670.5	670.0	669.0	668.0	674.0	668.0	669.0
165°	672.5	672.0	674.5	677.0	678.5	680.0	679.0	678.0	682.0	678.0	679.0
167.5°	681.5	678.0	681.0	684.0	686.0	688.0	688.0	688.0	694.0	688.0	688.0
170°	688.5	686.0	687.5	689.0	691.5	694.0	695.0	696.0	701.0	696.0	695.0
172.5°	689.5	689.0	690.5	692.0	693.0	694.0	695.0	696.0	701.0	696.0	695.0
175°	690.0	690.0	692.5	695.0	695.5	696.0	695.0	694.0	699.0	694.0	695.0
177.5°	694.5	694.0	696.5	699.0	700.0	701.0	699.5	698.0	702.0	698.0	699.5
180°	700.0	700.0	700.0	700.0	700.0	700.0	700.0	700.0	700.0	700.0	700.0



REPORT NUMBER: P227144

CATALOG NUMBER: ISW-AF-800-LED-E1-SLL-7030-ULG

CANDELA DISTRIBUTION (continued):

	105°	110°	115°	120°	125°	130°	135°	140°	145°	150°	155°
0°	1291.9	1291.9	1291.9	1291.9	1291.9	1291.9	1291.9	1291.9	1291.9	1291.9	1291.9
2.5°	1326.8	1324.1	1305.7	1274.8	1277.4	1262.9	1244.5	1214.9	1209.0	1192.5	1189.9
5°	1207.0	1176.1	1135.9	1087.2	1068.8	1043.8	1018.1	999.7	976.6	955.6	983.9
7.5°	1047.1	1001.7	954.9	903.6	874.0	833.2	811.5	769.3	738.4	732.5	708.1
10°	913.5	856.2	802.9	756.8	701.6	663.4	635.7	612.7	591.6	566.0	550.2
12.5°	824.6	760.1	703.5	646.3	619.9	588.4	571.2	549.5	519.3	497.5	476.5
15°	784.5	714.7	652.9	602.8	564.7	535.1	504.8	478.5	445.5	421.2	396.8
17.5°	779.2	688.4	610.1	554.1	512.7	480.4	440.3	405.4	365.3	338.3	317.9
20°	785.1	668.6	570.6	497.5	455.4	398.8	361.3	318.5	279.0	243.5	211.3
22.5°	808.8	658.1	531.8	451.5	388.9	324.5	284.3	229.7	196.1	161.9	149.4
25°	841.1	651.5	498.2	400.8	321.8	258.0	203.4	157.9	142.8	134.3	129.6
27.5°	875.3	639.7	460.7	354.1	267.9	190.2	152.0	132.9	127.0	122.4	119.1
30°	901.0	616.7	414.6	304.1	213.2	162.6	135.6	123.1	119.1	113.9	110.6
32.5°	912.2	581.1	373.2	256.7	179.7	139.5	118.5	111.2	107.3	102.7	100.7
35°	910.2	541.0	352.1	238.2	164.5	123.7	104.0	99.4	94.1	89.5	84.9
37.5°	912.2	504.1	335.6	233.6	157.9	111.9	94.8	91.5	87.5	82.9	79.0
40°	920.0	483.7	327.7	223.8	152.7	107.3	87.5	84.2	83.6	78.3	75.0
42.5°	923.3	485.7	323.8	209.9	139.5	106.0	87.5	80.3	80.3	76.3	72.4
45°	919.4	500.2	326.4	202.0	129.6	99.4	92.1	80.3	78.3	75.0	71.1
47.5°	931.2	510.7	326.4	200.7	123.1	92.8	87.5	88.2	79.6	75.7	69.8
50°	979.9	520.6	319.8	198.8	121.1	86.2	82.9	86.9	89.5	77.0	70.4
52.5°	1066.2	533.1	312.6	195.5	118.5	80.9	77.0	81.6	91.5	80.9	70.4
55°	1154.3	555.5	308.0	190.2	114.5	77.7	69.8	78.3	83.6	80.3	69.8
57.5°	1248.5	579.8	303.4	177.7	105.3	74.4	67.1	68.4	75.0	77.7	67.8
59°	1276.8	591.6	299.4	168.5	97.4	71.7	65.2	63.2	67.1	74.4	66.5
60°	1297.2	592.3	294.8	160.6	92.8	70.4	63.8	61.2	62.5	76.3	67.1
62.5°	1299.1	591.6	280.4	144.1	83.6	67.8	61.9	58.6	57.3	63.8	68.4
65°	1217.5	564.0	254.0	135.6	84.2	65.2	58.6	55.9	53.3	54.6	59.2
67.5°	1064.8	492.9	226.4	137.5	88.8	63.2	55.9	53.3	51.3	50.0	52.0
70°	805.5	409.3	218.5	142.2	92.8	61.9	52.0	49.4	48.0	47.4	47.4
72.5°	558.1	337.0	209.9	145.4	96.1	61.2	48.0	45.4	44.8	44.1	44.1
75°	359.3	244.8	173.7	123.7	87.5	55.9	43.4	40.8	40.1	39.5	40.1
77.5°	212.6	171.1	127.7	86.9	63.8	44.8	37.5	35.5	35.5	35.5	36.2
80°	117.8	101.4	84.9	55.9	45.4	33.6	30.9	29.0	29.0	29.6	30.9
82.5°	70.4	55.9	48.0	35.5	30.9	23.7	23.0	21.7	22.4	23.0	24.4
85°	46.1	35.5	29.0	23.7	21.1	15.1	13.2	13.8	14.5	15.8	16.5
87.5°	25.7	19.7	15.8	13.8	12.5	6.6	5.3	5.3	6.6	7.9	9.2
90°	9.0	9.0	9.0	8.0	7.0	7.0	7.0	7.5	8.0	8.0	8.0
92.5°	6.0	6.5	7.0	7.0	7.0	6.5	6.0	6.0	6.0	6.0	6.0
95°	7.0	7.5	8.0	7.5	7.0	7.0	7.0	7.0	7.0	7.0	7.0
97.5°	9.0	9.5	10.0	11.0	12.0	10.5	9.0	9.0	9.0	8.5	8.0
100°	23.0	24.5	26.0	27.5	29.0	25.0	21.0	16.5	12.0	11.0	10.0
102.5°	42.0	44.5	47.0	48.5	50.0	45.0	40.0	33.5	27.0	22.5	18.0
105°	65.0	67.5	70.0	71.0	72.0	67.5	63.0	55.5	48.0	42.0	36.0
107.5°	90.0	92.0	94.0	94.5	95.0	91.5	88.0	80.5	73.0	65.5	58.0



REPORT NUMBER: P227144
 CATALOG NUMBER: ISW-AF-800-LED-E1-SLL-7030-ULG

REPORT N
 CATALOG

CANDELA DISTRIBUTION (continued):

CANDELA

	105°	110°	115°	120°	125°	130°	135°	140°	145°	150°	155°	
110°	119.0	120.0	121.0	120.5	120.0	117.0	114.0	108.0	102.0	94.5	87.0	0°
112.5°	149.0	149.5	150.0	149.0	148.0	145.5	143.0	138.5	134.0	127.5	121.0	2.5°
115°	179.0	180.5	182.0	180.5	179.0	176.5	174.0	171.0	168.0	163.5	159.0	5°
117.5°	210.0	212.5	215.0	213.0	211.0	208.0	205.0	203.5	202.0	199.5	197.0	7.5°
120°	245.0	247.5	250.0	248.0	246.0	244.5	243.0	240.0	237.0	235.0	233.0	10°
122.5°	278.0	280.5	283.0	281.0	279.0	278.0	277.0	274.0	271.0	269.0	267.0	12.5°
125°	310.0	312.5	315.0	314.0	313.0	311.5	310.0	307.5	305.0	302.0	299.0	15°
127.5°	346.0	346.0	346.0	345.5	345.0	342.5	340.0	339.5	339.0	336.0	333.0	17.5°
130°	381.0	381.0	381.0	379.0	377.0	374.5	372.0	371.0	370.0	368.0	366.0	20°
132.5°	414.0	415.0	416.0	413.5	411.0	408.0	405.0	404.5	404.0	402.5	401.0	22.5°
135°	447.0	447.5	448.0	445.5	443.0	440.0	437.0	436.0	435.0	433.5	432.0	25°
137.5°	476.0	475.5	475.0	474.0	473.0	470.5	468.0	466.0	464.0	462.0	460.0	27.5°
140°	504.0	503.0	502.0	501.0	500.0	498.5	497.0	494.0	491.0	490.0	489.0	30°
142.5°	533.0	533.0	533.0	530.0	527.0	526.0	525.0	523.0	521.0	519.5	518.0	32.5°
145°	561.0	561.5	562.0	559.0	556.0	553.5	551.0	550.5	550.0	548.5	547.0	35°
147.5°	586.0	585.5	585.0	582.5	580.0	577.5	575.0	574.5	574.0	574.0	574.0	37.5°
150°	603.0	601.5	600.0	598.5	597.0	595.0	593.0	593.0	593.0	593.0	593.0	40°
152.5°	618.0	616.0	614.0	612.5	611.0	610.5	610.0	610.0	610.0	609.5	609.0	42.5°
155°	636.0	633.5	631.0	628.5	626.0	627.0	628.0	629.0	630.0	628.5	627.0	45°
157.5°	650.0	649.0	648.0	646.0	644.0	644.5	645.0	645.5	646.0	645.0	644.0	47.5°
160°	661.0	662.5	664.0	661.0	658.0	656.5	655.0	655.0	655.0	655.5	656.0	50°
162.5°	670.0	670.5	671.0	669.0	667.0	665.0	663.0	662.0	661.0	663.0	665.0	52.5°
165°	680.0	678.5	677.0	674.5	672.0	672.5	673.0	673.0	673.0	674.5	676.0	55°
167.5°	688.0	686.0	684.0	681.0	678.0	681.5	685.0	686.5	688.0	687.0	686.0	57.5°
170°	694.0	691.5	689.0	687.5	686.0	688.5	691.0	692.0	693.0	692.5	692.0	59°
172.5°	694.0	693.0	692.0	690.5	689.0	689.5	690.0	690.0	690.0	691.5	693.0	60°
175°	696.0	695.5	695.0	692.5	690.0	690.0	690.0	690.5	691.0	693.0	695.0	62.5°
177.5°	701.0	700.0	699.0	696.5	694.0	694.5	695.0	696.0	697.0	698.0	699.0	65°
180°	700.0	700.0	700.0	700.0	700.0	700.0	700.0	700.0	700.0	700.0	700.0	67.5°
												70°
												72.5°
												75°
												77.5°
												80°
												82.5°
												85°
												87.5°
												90°
												92.5°
												95°
												97.5°
												100°
												102.5°
												105°
												107.5°

NUMBER: P227144
 NUMBER: ISW-AF-800-LED-E1-SLL-7030-ULG

REPORT NUMBER: P
 CATALOG NUMBER:

DISTRIBUTION (continued):

CANDELA DISTRIBUTION

160°	165°	170°	175°	180°	185°	190°	195°	200°	205°	210°	110°	160°
1291.9	1291.9	1291.9	1291.9	1291.9	1291.9	1291.9	1291.9	1291.9	1291.9	1291.9	110°	80.5
1199.1	1180.0	1159.6	1144.5	1151.0	1129.3	1131.3	1125.4	1122.8	1121.4	1107.6	112.5°	113.5
949.7	956.9	926.6	929.9	939.1	916.8	901.6	926.6	923.3	901.0	913.5	115°	153.0
684.4	686.4	672.6	641.7	641.7	658.1	664.0	675.9	683.8	711.4	694.3	117.5°	193.0
523.2	504.8	491.0	477.1	469.2	452.8	456.7	471.2	480.4	496.2	508.7	120°	229.5
454.8	434.4	410.0	388.9	377.8	362.6	352.8	349.5	352.8	342.9	343.5	122.5°	264.0
377.8	359.3	332.3	321.2	300.1	288.3	281.7	273.1	266.5	252.7	246.8	125°	297.5
292.9	268.5	240.9	240.9	225.7	215.9	213.2	211.3	207.3	200.1	192.8	127.5°	331.0
194.8	179.0	163.2	155.3	156.6	155.3	151.4	157.9	157.9	160.6	159.3	130°	364.0
142.2	139.5	133.6	129.0	126.4	125.7	126.4	128.3	132.3	135.6	138.9	132.5°	397.0
127.7	126.4	121.1	116.5	115.8	114.5	114.5	116.5	117.1	117.8	117.1	135°	429.0
118.5	115.8	111.2	107.9	106.6	106.0	106.6	104.6	103.3	104.0	103.3	137.5°	459.5
107.3	105.3	100.7	98.1	97.4	97.4	95.4	94.8	93.5	94.1	93.5	140°	488.0
98.7	96.1	91.5	88.2	88.2	87.5	88.2	87.5	86.9	86.2	86.2	142.5°	517.5
82.9	82.3	77.7	76.3	77.0	79.0	79.0	79.0	79.6	79.0	79.0	145°	545.5
77.0	76.3	71.7	68.4	67.8	67.8	67.8	69.1	71.1	71.7	73.1	147.5°	572.5
73.1	72.4	67.8	65.2	63.8	63.2	62.5	62.5	63.2	65.8	67.8	150°	593.0
70.4	69.1	64.5	61.2	60.5	59.9	59.2	59.2	59.2	59.9	61.9	152.5°	608.5
69.1	67.1	61.9	58.6	57.3	56.6	56.6	57.3	56.6	56.6	56.6	155°	626.0
67.1	65.8	60.5	56.6	55.3	55.3	54.6	54.6	54.6	53.3	53.3	157.5°	643.5
66.5	64.5	59.2	55.3	54.0	53.3	52.6	53.3	52.0	51.3	50.7	160°	657.5
65.2	62.5	56.6	53.3	52.6	51.3	50.7	50.7	50.7	49.4	49.4	162.5°	667.0
64.5	61.2	55.3	52.0	50.7	49.4	48.7	48.7	50.0	48.7	48.7	165°	676.0
63.8	59.2	53.3	49.4	48.7	47.4	46.7	47.4	49.4	48.0	47.4	167.5°	685.0
61.2	57.9	52.0	48.7	47.4	46.1	45.4	46.1	47.4	47.4	47.4	170°	692.0
59.9	56.6	50.7	47.4	46.7	45.4	44.8	44.8	46.7	46.7	46.1	172.5°	694.0
57.9	55.3	49.4	45.4	44.1	44.1	43.4	43.4	44.1	44.1	44.8	175°	696.0
55.3	54.0	48.0	43.4	42.8	42.1	42.1	42.1	42.1	43.4	43.4	177.5°	699.5
52.6	52.0	46.1	42.1	40.8	40.8	40.8	40.8	40.8	41.5	42.1	180°	700.0
48.7	48.7	43.4	39.5	38.8	38.2	38.2	38.2	38.2	38.8	39.5		
44.8	45.4	40.1	36.2	35.5	35.5	35.5	35.5	36.2	36.2	36.9		
40.8	41.5	36.2	32.2	32.2	32.2	32.2	32.2	32.2	32.2	33.6		
36.9	36.9	30.9	27.0	27.6	28.3	29.0	28.3	28.3	29.0	30.9		
31.6	30.9	25.7	22.4	22.4	23.7	24.4	23.7	24.4	24.4	27.0		
25.0	25.0	19.7	16.5	16.5	19.1	19.1	19.1	19.7	20.4	22.4		
19.1	18.4	13.8	11.2	11.2	13.2	13.8	14.5	15.1	15.8	17.1		
11.2	11.2	7.2	4.6	5.3	5.9	7.9	7.9	7.9	9.2	11.2		
7.5	7.7	6.0	5.0	5.0	5.0	6.0	7.0	7.5	8.0	8.0		
5.5	5.0	4.5	4.0	4.0	4.0	4.5	5.0	5.5	6.0	6.0		
6.5	6.0	5.5	5.0	5.0	5.0	5.5	6.0	6.5	7.0	7.0		
8.0	8.0	7.5	7.0	7.0	7.0	7.5	8.0	8.0	8.0	8.5		
9.5	9.0	8.5	8.0	8.0	8.0	8.5	9.0	9.5	10.0	11.0		
15.5	13.0	12.0	11.0	11.0	11.0	12.0	13.0	15.5	18.0	22.5		
31.5	27.0	24.5	22.0	21.0	22.0	24.5	27.0	31.5	36.0	42.0		
53.5	49.0	45.5	42.0	41.0	42.0	45.5	49.0	53.5	58.0	65.5		

'227144
 ISW-AF-800-LED-E1-SLL-7030-ULG

REPORT NUMBER: P227144
 CATALOG NUMBER: ISW-AF-80

TION (continued):

CANDELA DISTRIBUTION (con

165°	170°	175°	180°	185°	190°	195°	200°	205°	210°		215°	220°
74.0	71.0	68.0	66.0	68.0	71.0	74.0	80.5	87.0	94.5	0°	1291.9	1291.9
106.0	102.5	99.0	99.0	99.0	102.5	106.0	113.5	121.0	127.5	2.5°	1119.5	1118.8
147.0	143.0	139.0	140.0	139.0	143.0	147.0	153.0	159.0	163.5	5°	918.7	912.8
189.0	186.5	184.0	184.0	184.0	186.5	189.0	193.0	197.0	199.5	7.5°	712.1	733.8
226.0	224.5	223.0	225.0	223.0	224.5	226.0	229.5	233.0	235.0	10°	513.3	528.5
261.0	260.5	260.0	263.0	260.0	260.5	261.0	264.0	267.0	269.0	12.5°	357.4	365.3
296.0	295.0	294.0	298.0	294.0	295.0	296.0	297.5	299.0	302.0	15°	246.1	261.9
329.0	329.0	329.0	330.0	329.0	329.0	329.0	331.0	333.0	336.0	17.5°	191.5	193.5
362.0	361.5	361.0	363.0	361.0	361.5	362.0	364.0	366.0	368.0	20°	157.9	159.3
393.0	393.5	394.0	396.0	394.0	393.5	393.0	397.0	401.0	402.5	22.5°	140.2	142.8
426.0	426.0	426.0	429.0	426.0	426.0	426.0	429.0	432.0	433.5	25°	117.8	120.4
459.0	458.0	457.0	460.0	457.0	458.0	459.0	459.5	460.0	462.0	27.5°	104.0	106.6
487.0	486.0	485.0	488.0	485.0	486.0	487.0	488.0	489.0	490.0	30°	95.4	96.7
517.0	516.0	515.0	518.0	515.0	516.0	517.0	517.5	518.0	519.5	32.5°	86.9	86.9
544.0	545.0	546.0	550.0	546.0	545.0	544.0	545.5	547.0	548.5	35°	79.6	80.3
571.0	571.5	572.0	575.0	572.0	571.5	571.0	572.5	574.0	574.0	37.5°	74.4	75.7
593.0	592.5	592.0	595.0	592.0	592.5	593.0	593.0	593.0	593.0	40°	69.8	70.4
608.0	608.0	608.0	611.0	608.0	608.0	608.0	608.5	609.0	609.5	42.5°	63.2	64.5
625.0	625.0	625.0	629.0	625.0	625.0	625.0	626.0	627.0	628.5	45°	57.3	57.9
643.0	643.0	643.0	646.0	643.0	643.0	643.0	643.5	644.0	645.0	47.5°	53.3	53.3
659.0	659.5	660.0	663.0	660.0	659.5	659.0	657.5	656.0	655.5	50°	50.7	51.3
669.0	669.0	669.0	673.0	669.0	669.0	669.0	667.0	665.0	663.0	52.5°	49.4	50.0
676.0	677.0	678.0	681.0	678.0	677.0	676.0	676.0	676.0	674.5	55°	48.7	50.0
684.0	685.5	687.0	690.0	687.0	685.5	684.0	685.0	686.0	687.0	57.5°	48.7	49.4
692.0	693.5	695.0	698.0	695.0	693.5	692.0	692.0	692.0	692.5	59°	48.0	48.7
695.0	696.0	697.0	699.0	697.0	696.0	695.0	694.0	693.0	691.5	60°	48.0	49.4
697.0	697.5	698.0	700.0	698.0	697.5	697.0	696.0	695.0	693.0	62.5°	46.1	47.4
700.0	702.5	705.0	707.0	705.0	702.5	700.0	699.5	699.0	698.0	65°	44.8	46.1
700.0	700.0	700.0	700.0	700.0	700.0	700.0	700.0	700.0	700.0	67.5°	42.8	44.8
										70°	40.8	42.8
										72.5°	38.2	40.8
										75°	35.5	37.5
										77.5°	32.2	34.2
										80°	28.3	29.0
										82.5°	23.7	23.7
										85°	17.8	15.8
										87.5°	9.9	10.5
										90°	8.0	7.5
										92.5°	6.0	6.0
										95°	7.0	7.0
										97.5°	9.0	9.0
										100°	12.0	16.5
										102.5°	27.0	33.5
										105°	48.0	55.5
										107.5°	73.0	80.5



REPORT NUMBER: P227144

CATALOG NUMBER: ISW-AF-800-LED-E1-

00-LED-E1-SLL-7030-ULG

tinued):

CANDELA DISTRIBUTION (continued):

225°	230°	235°	240°	245°	250°	255°	260°	265°		215°	220°	225°
1291.9	1291.9	1291.9	1291.9	1291.9	1291.9	1291.9	1291.9	1291.9	110°	102.0	108.0	114.0
1105.0	1105.0	1124.7	1126.7	1103.7	1109.6	1120.8	1107.6	1122.1	112.5°	134.0	138.5	143.0
927.3	919.4	920.0	914.8	924.0	913.5	924.7	920.7	917.4	115°	168.0	171.0	174.0
720.0	733.8	723.9	704.8	720.0	708.1	685.8	687.7	662.7	117.5°	202.0	203.5	205.0
541.0	531.1	525.8	516.6	492.3	496.9	471.9	475.8	484.4	120°	237.0	240.0	243.0
373.2	365.9	374.5	368.5	358.7	360.6	365.9	371.2	385.0	122.5°	271.0	274.0	277.0
261.9	258.6	256.7	260.6	271.8	277.7	286.3	302.1	310.0	125°	305.0	307.5	310.0
196.8	197.4	195.5	201.4	210.6	215.2	217.2	218.5	227.7	127.5°	339.0	339.5	340.0
162.6	165.2	164.5	166.5	163.9	161.2	163.2	159.3	156.0	130°	370.0	371.0	372.0
142.2	142.8	139.5	138.9	134.9	131.6	129.0	129.0	127.7	132.5°	404.0	404.5	405.0
120.4	121.1	117.8	117.8	117.1	119.1	117.8	115.2	114.5	135°	435.0	436.0	437.0
107.9	106.6	104.6	104.6	103.3	103.3	104.0	104.6	104.0	137.5°	464.0	466.0	468.0
96.7	95.4	94.8	95.4	94.8	95.4	96.1	95.4	96.1	140°	491.0	494.0	497.0
88.8	87.5	87.5	88.2	87.5	88.2	88.2	88.2	87.5	142.5°	521.0	523.0	525.0
82.3	80.9	80.9	80.9	80.3	79.0	77.7	75.7	73.7	145°	550.0	550.5	551.0
77.0	76.3	75.0	74.4	72.4	68.4	67.1	67.1	67.1	147.5°	574.0	574.5	575.0
72.4	71.1	70.4	67.8	65.2	63.8	63.8	63.8	63.8	150°	593.0	593.0	593.0
66.5	64.5	63.2	62.5	61.9	61.9	61.2	61.2	61.2	152.5°	610.0	610.0	610.0
59.2	58.6	58.6	59.2	59.2	59.2	59.2	58.6	59.2	155°	630.0	629.0	628.0
54.6	54.6	55.3	55.9	56.6	57.3	57.9	57.3	57.9	157.5°	646.0	645.5	645.0
52.6	52.6	52.6	54.0	54.6	55.3	56.6	56.6	56.6	160°	655.0	655.0	655.0
51.3	51.3	52.0	52.6	53.3	54.0	54.6	55.3	55.9	162.5°	661.0	662.0	663.0
50.7	51.3	50.7	51.3	52.0	53.3	54.0	54.0	54.6	165°	673.0	673.0	673.0
50.7	50.7	50.7	50.7	52.0	52.6	52.0	52.6	53.3	167.5°	688.0	686.5	685.0
50.7	50.7	50.0	50.7	51.3	52.0	51.3	51.3	52.6	170°	693.0	692.0	691.0
50.0	50.7	50.0	50.0	50.7	51.3	50.7	51.3	52.0	172.5°	690.0	690.0	690.0
48.7	49.4	48.7	49.4	49.4	50.0	50.0	50.0	50.7	175°	691.0	690.5	690.0
47.4	47.4	47.4	48.0	48.0	48.7	48.7	49.4	48.7	177.5°	697.0	696.0	695.0
46.1	46.1	46.1	46.7	46.7	47.4	48.0	47.4	47.4	180°	700.0	700.0	700.0
44.8	44.1	43.4	44.1	44.8	44.8	45.4	44.8	45.4				
42.8	42.1	41.5	41.5	42.1	42.1	42.8	42.1	42.1				
39.5	39.5	38.2	38.2	38.2	38.2	38.8	38.2	37.5				
35.5	35.5	34.2	34.2	34.2	34.2	33.6	33.6	33.6				
29.6	30.3	30.3	29.6	29.6	29.0	29.0	28.3	27.6				
22.4	23.7	24.4	24.4	24.4	24.4	24.4	23.0	21.7				
15.8	17.8	19.7	19.7	19.1	19.1	19.1	17.1	15.1				
9.9	11.8	12.5	13.8	11.8	11.2	11.2	9.9	9.2				
7.0	7.0	8.3	8.7	11.0	11.0	11.6	9.3	7.7				
6.0	6.5	7.0	7.0	7.0	6.5	6.0	6.0	6.0				
7.0	7.0	7.0	7.5	8.0	7.5	7.0	7.0	7.0				
9.0	10.5	12.0	11.0	10.0	9.5	9.0	8.5	8.0				
21.0	25.0	29.0	27.5	26.0	24.5	23.0	21.0	19.0				
40.0	45.0	50.0	48.5	47.0	44.5	42.0	40.5	39.0				
63.0	67.5	72.0	71.0	70.0	67.5	65.0	63.0	61.0				
88.0	91.5	95.0	94.5	94.0	92.0	90.0	88.5	87.0				



REPORT NUMBER: P227144

CATALOG NUMBER: ISW-AF-800-LED-E1-SLL-7030-

SLL-7030-ULG

CANDELA DISTRIBUTION (continued):

230°	235°	240°	245°	250°	255°	260°	265°		270°	275°	280°	285°
117.0	120.0	120.5	121.0	120.0	119.0	117.5	116.0	0°	1291.9	1291.9	1291.9	1291.9
145.5	148.0	149.0	150.0	149.5	149.0	148.0	147.0	2.5°	1109.6	1133.9	1137.2	1140.5
176.5	179.0	180.5	182.0	180.5	179.0	178.0	177.0	5°	912.2	936.5	922.7	928.6
208.0	211.0	213.0	215.0	212.5	210.0	209.0	208.0	7.5°	666.0	650.2	670.6	683.1
244.5	246.0	248.0	250.0	247.5	245.0	244.0	243.0	10°	486.3	504.8	512.7	527.2
278.0	279.0	281.0	283.0	280.5	278.0	277.0	276.0	12.5°	403.4	415.3	429.8	452.8
311.5	313.0	314.0	315.0	312.5	310.0	310.0	310.0	15°	327.1	335.6	354.1	376.4
342.5	345.0	345.5	346.0	346.0	346.0	345.5	345.0	17.5°	238.2	250.7	262.6	281.0
374.5	377.0	379.0	381.0	381.0	381.0	380.0	379.0	20°	159.9	165.2	179.7	188.2
408.0	411.0	413.5	416.0	415.0	414.0	414.0	414.0	22.5°	128.3	130.3	132.9	140.2
440.0	443.0	445.5	448.0	447.5	447.0	448.5	450.0	25°	115.2	116.5	118.5	121.1
470.5	473.0	474.0	475.0	475.5	476.0	478.5	481.0	27.5°	104.6	105.3	107.3	108.6
498.5	500.0	501.0	502.0	503.0	504.0	506.5	509.0	30°	95.4	94.8	95.4	97.4
526.0	527.0	530.0	533.0	533.0	533.0	533.5	534.0	32.5°	85.6	85.6	86.9	86.9
553.5	556.0	559.0	562.0	561.5	561.0	559.5	558.0	35°	73.7	73.1	74.4	76.3
577.5	580.0	582.5	585.0	585.5	586.0	584.5	583.0	37.5°	67.8	68.4	69.8	71.1
595.0	597.0	598.5	600.0	601.5	603.0	604.5	606.0	40°	64.5	65.2	66.5	67.8
610.5	611.0	612.5	614.0	616.0	618.0	620.5	623.0	42.5°	61.2	62.5	63.8	65.8
627.0	626.0	628.5	631.0	633.5	636.0	637.0	638.0	45°	59.2	60.5	62.5	64.5
644.5	644.0	646.0	648.0	649.0	650.0	650.0	650.0	47.5°	58.6	59.9	61.9	64.5
656.5	658.0	661.0	664.0	662.5	661.0	660.5	660.0	50°	57.3	59.2	61.2	63.8
665.0	667.0	669.0	671.0	670.5	670.0	669.0	668.0	52.5°	57.3	58.6	60.5	63.8
672.5	672.0	674.5	677.0	678.5	680.0	679.0	678.0	55°	55.3	57.3	59.2	62.5
681.5	678.0	681.0	684.0	686.0	688.0	688.0	688.0	57.5°	54.0	55.3	57.9	61.9
688.5	686.0	687.5	689.0	691.5	694.0	695.0	696.0	59°	53.3	54.6	57.3	61.2
689.5	689.0	690.5	692.0	693.0	694.0	695.0	696.0	60°	52.0	54.0	56.6	60.5
690.0	690.0	692.5	695.0	695.5	696.0	695.0	694.0	62.5°	50.7	52.6	55.3	59.2
694.5	694.0	696.5	699.0	700.0	701.0	699.5	698.0	65°	48.7	51.3	54.0	56.6
700.0	700.0	700.0	700.0	700.0	700.0	700.0	700.0	67.5°	47.4	48.7	51.3	54.0
								70°	44.8	46.1	48.0	50.0
								72.5°	41.5	42.1	43.4	45.4
								75°	36.9	37.5	38.2	40.1
								77.5°	32.2	32.2	32.9	35.5
								80°	27.0	27.0	27.6	29.0
								82.5°	20.4	20.4	21.7	23.7
								85°	14.5	13.8	15.8	17.1
								87.5°	8.6	7.9	8.6	8.6
								90°	7.7	9.0	9.3	10.3
								92.5°	6.0	6.0	6.0	6.0
								95°	7.0	7.0	7.0	7.0
								97.5°	8.0	8.0	8.5	9.0
								100°	19.0	19.0	21.0	23.0
								102.5°	38.0	39.0	40.5	42.0
								105°	61.0	61.0	63.0	65.0
								107.5°	86.0	87.0	88.5	90.0



REPORT NUMBER: P227144

CATALOG NUMBER: ISW-AF-800-LED-E1-SLL-7030-ULG

ULG

CANDELA DISTRIBUTION (continued):

290°	295°	300°	305°	310°	315°	320°		270°	275°	280°	285°	290°
1291.9	1291.9	1291.9	1291.9	1291.9	1291.9	1291.9	110°	117.0	116.0	117.5	119.0	120.0
1153.7	1147.1	1152.4	1172.8	1180.0	1189.2	1220.2	112.5°	147.0	147.0	148.0	149.0	149.5
943.1	951.6	943.1	984.5	986.5	1014.2	1025.3	115°	178.0	177.0	178.0	179.0	180.5
693.0	704.2	722.6	750.3	758.2	797.6	831.2	117.5°	209.0	208.0	209.0	210.0	212.5
541.0	555.5	581.1	598.2	615.3	638.4	665.4	120°	243.0	243.0	244.0	245.0	247.5
480.4	495.6	517.9	539.7	564.0	581.8	604.2	122.5°	277.0	276.0	277.0	278.0	280.5
401.5	425.1	446.9	475.2	495.6	527.8	554.1	125°	310.0	310.0	310.0	310.0	312.5
306.7	339.6	361.3	395.5	426.5	454.8	490.3	127.5°	347.0	345.0	345.5	346.0	346.0
213.2	238.9	266.5	303.4	343.5	382.4	429.8	130°	380.0	379.0	380.0	381.0	381.0
146.8	160.6	181.6	219.8	261.3	317.2	368.5	132.5°	415.0	414.0	414.0	414.0	415.0
125.0	130.3	138.2	156.6	191.5	252.7	309.3	135°	451.0	450.0	448.5	447.0	447.5
111.2	115.2	120.4	129.6	148.1	190.2	252.7	137.5°	482.0	481.0	478.5	476.0	475.5
102.0	106.6	111.9	118.5	128.3	157.3	204.0	140°	511.0	509.0	506.5	504.0	503.0
89.5	92.8	97.4	104.6	111.9	134.9	180.3	142.5°	536.0	534.0	533.5	533.0	533.0
79.0	82.9	88.8	94.1	101.4	119.8	163.9	145°	560.0	558.0	559.5	561.0	561.5
73.7	77.7	82.9	87.5	92.8	107.9	152.0	147.5°	585.0	583.0	584.5	586.0	585.5
70.4	74.4	79.6	83.6	86.9	104.0	147.4	150°	610.0	606.0	604.5	603.0	601.5
68.4	73.1	77.7	80.3	86.9	106.0	136.2	152.5°	628.0	623.0	620.5	618.0	616.0
67.8	72.4	77.7	82.3	95.4	100.0	129.0	155°	641.0	638.0	637.0	636.0	633.5
68.4	72.4	79.0	92.1	92.8	94.8	121.1	157.5°	655.0	650.0	650.0	650.0	649.0
68.4	74.4	88.2	96.1	88.2	89.5	113.9	160°	666.0	660.0	660.5	661.0	662.5
69.1	77.0	91.5	89.5	85.6	83.6	106.0	162.5°	674.0	668.0	669.0	670.0	670.5
69.1	75.7	87.5	84.2	79.0	79.6	96.7	165°	682.0	678.0	679.0	680.0	678.5
67.1	75.7	84.2	76.3	72.4	75.7	88.8	167.5°	694.0	688.0	688.0	688.0	686.0
65.8	77.7	75.0	70.4	70.4	73.7	84.9	170°	701.0	696.0	695.0	694.0	691.5
65.2	79.6	71.1	68.4	68.4	73.1	82.9	172.5°	701.0	696.0	695.0	694.0	693.0
63.2	74.4	65.2	63.8	65.8	69.1	80.3	175°	699.0	694.0	695.0	696.0	695.5
59.2	61.9	59.9	59.9	62.5	66.5	79.0	177.5°	702.0	698.0	699.5	701.0	700.0
54.6	55.9	55.9	56.6	59.2	62.5	80.3	180°	700.0	700.0	700.0	700.0	700.0
50.7	50.7	52.0	52.6	54.6	59.2	77.0						
46.1	46.7	46.7	48.0	49.4	54.0	74.4						
40.8	40.8	42.1	42.1	44.1	48.7	66.5						
35.5	35.5	35.5	36.2	37.5	42.1	54.6						
29.6	29.6	29.6	30.3	30.9	34.9	41.5						
23.7	23.0	22.4	22.4	23.7	27.0	32.2						
16.5	16.5	15.8	15.8	15.8	17.8	21.7						
9.2	7.9	8.6	9.2	8.6	9.9	11.8						
9.7	10.3	10.0	9.6	9.6	9.6	11.4						
6.5	7.0	7.0	7.0	6.5	6.0	6.0						
7.5	8.0	7.5	7.0	7.0	7.0	7.0						
9.5	10.0	11.0	12.0	10.5	9.0	9.0						
24.5	26.0	27.5	29.0	25.0	21.0	16.5						
44.5	47.0	48.5	50.0	45.0	40.0	33.5						
67.5	70.0	71.0	72.0	67.5	63.0	55.5						
92.0	94.0	94.5	95.0	91.5	88.0	80.5						



REPORT NUMBER: P227144

CATALOG NUMBER: ISW-AF-800-LED-E1-SLL-7030-ULG

CANDELA DISTRIBUTION (continued):

295°	300°	305°	310°	315°	320°		325°	330°	335°	340°	345°	350°
121.0	120.5	120.0	117.0	114.0	108.0	0°	1291.9	1291.9	1291.9	1291.9	1291.9	1291.9
150.0	149.0	148.0	145.5	143.0	138.5	2.5°	1216.2	1233.3	1260.3	1265.6	1287.3	1302.4
182.0	180.5	179.0	176.5	174.0	171.0	5°	1030.6	1071.4	1085.9	1114.2	1163.6	1188.6
215.0	213.0	211.0	208.0	205.0	203.5	7.5°	850.3	881.2	916.1	961.5	997.7	1040.5
250.0	248.0	246.0	244.5	243.0	240.0	10°	699.6	743.7	789.1	825.9	876.6	927.9
283.0	281.0	279.0	278.0	277.0	274.0	12.5°	621.3	645.6	690.4	742.4	805.5	862.8
315.0	314.0	313.0	311.5	310.0	307.5	15°	580.5	609.4	657.5	712.7	779.9	850.9
346.0	345.5	345.0	342.5	340.0	339.5	17.5°	529.8	575.9	630.5	709.5	796.3	895.0
381.0	379.0	377.0	374.5	372.0	371.0	20°	479.8	535.7	607.4	711.4	831.9	960.2
416.0	413.5	411.0	408.0	405.0	404.5	22.5°	435.7	502.1	593.0	723.3	877.3	1048.4
448.0	445.5	443.0	440.0	437.0	436.0	25°	383.7	472.5	581.8	747.6	947.0	1166.8
475.0	474.0	473.0	470.5	468.0	466.0	27.5°	342.2	444.2	565.3	768.7	1010.9	1280.7
502.0	501.0	500.0	498.5	497.0	494.0	30°	296.2	411.3	542.3	775.9	1088.5	1374.2
533.0	530.0	527.0	526.0	525.0	523.0	32.5°	259.3	380.4	516.0	769.3	1123.4	1439.3
562.0	559.0	556.0	553.5	551.0	550.5	35°	241.5	358.0	493.6	746.3	1152.4	1509.7
585.0	582.5	580.0	577.5	575.0	574.5	37.5°	229.7	333.7	471.9	708.1	1185.3	1579.5
600.0	598.5	597.0	595.0	593.0	593.0	40°	214.5	314.6	454.1	680.5	1210.9	1637.4
614.0	612.5	611.0	610.5	610.0	610.0	42.5°	200.7	297.5	440.3	656.1	1217.5	1689.4
631.0	628.5	626.0	627.0	628.0	629.0	45°	188.9	286.9	429.8	657.5	1222.1	1761.8
648.0	646.0	644.0	644.5	645.0	645.5	47.5°	179.7	277.1	425.8	679.8	1270.8	1862.5
664.0	661.0	658.0	656.5	655.0	655.0	50°	171.1	268.5	419.2	723.3	1349.1	1998.7
671.0	669.0	667.0	665.0	663.0	662.0	52.5°	161.2	256.7	410.7	768.0	1434.7	2181.0
677.0	674.5	672.0	672.5	673.0	673.0	55°	148.1	240.9	401.5	805.5	1551.2	2402.8
684.0	681.0	678.0	681.5	685.0	686.5	57.5°	127.7	222.4	395.5	824.6	1622.9	2530.5
689.0	687.5	686.0	688.5	691.0	692.0	59°	117.1	204.7	392.2	815.4	1642.0	2552.2
692.0	690.5	689.0	689.5	690.0	690.0	60°	111.2	194.1	387.0	804.2	1647.3	2538.4
695.0	692.5	690.0	690.0	690.0	690.5	62.5°	103.3	169.1	365.3	748.3	1573.6	2371.2
699.0	696.5	694.0	694.5	695.0	696.0	65°	105.3	159.9	315.9	637.1	1404.4	2044.8
700.0	700.0	700.0	700.0	700.0	700.0	67.5°	107.9	156.0	273.1	514.6	1119.5	1692.0
						70°	106.0	154.0	248.1	409.3	838.4	1266.9
						72.5°	103.3	145.4	215.2	329.1	531.8	887.1
						75°	91.5	122.4	169.1	225.7	335.6	646.3
						77.5°	71.7	94.1	119.8	140.2	170.5	456.1
						80°	52.6	68.4	78.3	84.2	94.8	311.3
						82.5°	37.5	46.1	50.0	53.3	63.2	233.0
						85°	28.3	32.2	34.9	34.9	42.8	164.5
						87.5°	15.8	16.5	16.5	17.8	21.1	44.8
						90°	12.6	12.6	11.9	12.1	10.3	8.6
						92.5°	6.0	6.0	6.0	5.5	5.0	4.5
						95°	7.0	7.0	7.0	6.5	6.0	5.5
						97.5°	9.0	8.5	8.0	8.0	8.0	7.5
						100°	12.0	11.0	10.0	9.5	9.0	8.5
						102.5°	27.0	22.5	18.0	15.5	13.0	12.0
						105°	48.0	42.0	36.0	31.5	27.0	24.5
						107.5°	73.0	65.5	58.0	53.5	49.0	45.5



REPORT NUMBER: P227144

CATALOG NUMBER: ISW-AF-800-LED-E1-SLL-7030-ULG

CANDELA DISTRIBUTION (continued):

355°	359°	360°		325°	330°	335°	340°	345°	350°	355°
1291.9	1291.9	1291.9	110°	102.0	94.5	87.0	80.5	74.0	71.0	68.0
1319.5	1329.4	1337.3	112.5°	134.0	127.5	121.0	113.5	106.0	102.5	99.0
1226.7	1251.1	1255.7	115°	168.0	163.5	159.0	153.0	147.0	143.0	139.0
1087.9	1127.4	1141.2	117.5°	202.0	199.5	197.0	193.0	189.0	186.5	184.0
985.9	1028.6	1043.1	120°	237.0	235.0	233.0	229.5	226.0	224.5	223.0
929.9	979.9	995.7	122.5°	271.0	269.0	267.0	264.0	261.0	260.5	260.0
931.2	991.1	1014.2	125°	305.0	302.0	299.0	297.5	296.0	295.0	294.0
991.8	1060.2	1088.5	127.5°	339.0	336.0	333.0	331.0	329.0	329.0	329.0
1095.8	1195.1	1216.2	130°	370.0	368.0	366.0	364.0	362.0	361.5	361.0
1236.6	1334.0	1365.6	132.5°	404.0	402.5	401.0	397.0	393.0	393.5	394.0
1368.9	1497.9	1522.2	135°	435.0	433.5	432.0	429.0	426.0	426.0	426.0
1499.2	1626.9	1648.6	137.5°	464.0	462.0	460.0	459.5	459.0	458.0	457.0
1599.9	1733.5	1751.9	140°	491.0	490.0	489.0	488.0	487.0	486.0	485.0
1696.6	1847.3	1867.7	142.5°	521.0	519.5	518.0	517.5	517.0	516.0	515.0
1804.6	1971.1	1994.8	145°	550.0	548.5	547.0	545.5	544.0	545.0	546.0
1902.0	2092.8	2108.0	147.5°	574.0	574.0	574.0	572.5	571.0	571.5	572.0
2009.9	2192.2	2196.1	150°	593.0	593.0	593.0	593.0	593.0	592.5	592.0
2098.1	2265.9	2267.2	152.5°	610.0	609.5	609.0	608.5	608.0	608.0	608.0
2183.6	2335.0	2335.7	155°	630.0	628.5	627.0	626.0	625.0	625.0	625.0
2273.1	2410.7	2400.8	157.5°	646.0	645.0	644.0	643.5	643.0	643.0	643.0
2414.6	2500.2	2510.1	160°	655.0	655.5	656.0	657.5	659.0	659.5	660.0
2629.8	2706.2	2717.4	162.5°	661.0	663.0	665.0	667.0	669.0	669.0	669.0
2879.9	2985.9	2970.7	165°	673.0	674.5	676.0	676.0	676.0	677.0	678.0
2985.9	3107.0	3119.5	167.5°	688.0	687.0	686.0	685.0	684.0	685.5	687.0
2968.1	3133.3	3154.4	170°	693.0	692.5	692.0	692.0	692.0	693.5	695.0
2939.8	3125.4	3151.1	172.5°	690.0	691.5	693.0	694.0	695.0	696.0	697.0
2779.2	3043.1	3083.3	175°	691.0	693.0	695.0	696.0	697.0	697.5	698.0
2509.4	2872.7	2929.3	177.5°	697.0	698.0	699.0	699.5	700.0	702.5	705.0
2162.6	2618.0	2663.4	180°	700.0	700.0	700.0	700.0	700.0	700.0	700.0
1687.4	2127.7	2166.5								
1121.4	1461.0	1528.2								
712.7	942.4	929.9								
525.8	612.7	613.4								
381.7	420.5	415.9								
295.5	256.7	256.0								
103.3	90.8	88.8								
44.8	37.5	38.2								
7.0	7.0	7.6								
4.0	4.0	4.0								
5.0	5.0	5.0								
7.0	7.0	7.0								
8.0	8.0	8.0								
11.0	11.0	11.0								
22.0	21.2	21.0								
42.0	41.2	41.0								



359°	360°
66.4	66.0
99.0	99.0
139.8	140.0
184.0	184.0
224.6	225.0
262.4	263.0
297.2	298.0
329.8	330.0
362.6	363.0
395.6	396.0
428.4	429.0
459.4	460.0
487.4	488.0
517.4	518.0
549.2	550.0
574.4	575.0
594.4	595.0
610.4	611.0
628.2	629.0
645.4	646.0
662.4	663.0
672.2	673.0
680.4	681.0
689.4	690.0
697.4	698.0
698.6	699.0
699.6	700.0
706.6	707.0
700.0	700.0

(END OF REPORT)